



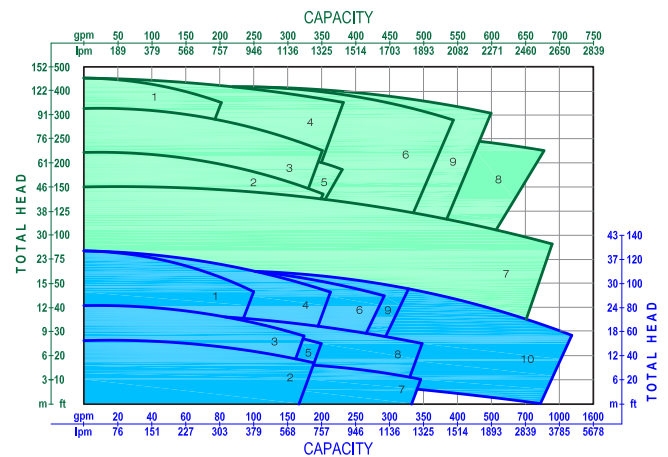
MAGNATEX MLZ SERIES

The MLZ series pumps are ANSI/ASME B73.3 fluoropolymer lined sealless magnetic drive models. They feature separable impellers and inner magnets, as well as readily replaceable front thrust and impeller rings. With no seals to fail, these pumps are ideal for a wide range of chemical applications to help eliminate “reportable release” issues.

MLZ Series Specifications

Maximum Flow	1425 GPM
Maximum Head	475 FT @ 206 psi with water
Liquid Temperature	0°F to 250°F
Maximum Power	100 HP
Connections	150lb RF Flanges
Bearing	C-PTFE or Optional SIC-Z
Shaft	SiC
Casing Gasket	GFR-PTFE
Max Working Pressure	150 psig @ 250°F
Impeller	Enclosed
Speeds	Up to 3550 rpm
Magnets	Neodymium
Motor	NEMA Close-Coupled

MLZ Series Composite Performance Curves



Materials of Construction

- » PFA Lining
- » Carbon Fiber Reinforced ETFE
- » Sintered Silicon Carbide Shaft




@ 1750 RPM 60hz

1	A05	1x2-10
2	A10	2x3-6
3	A50	1.5x3-8
4	A50	1.5x3-10
5	A60	2x3-8
6	A60	2x3-10
7	A70	3x4-6
8	A70	3x4-8
9	A70	3x4-10
10	A80	4x6-10

@ 3500 RPM 60hz

1	A05	1x2-10
2	A10	2x3-6
3	A50	1.5x3-8
4	A50	1.5x3-10
5	A60	2x3-8
6	A60	2x3-10
7	A70	3x4-6
8	A70	3x4-8
9	A70	3x4-10

Magnetex MLZ Components

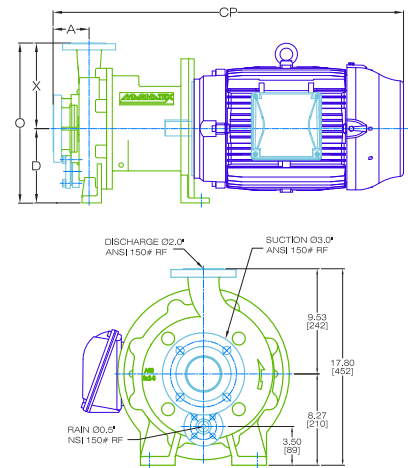


Magnetex MLZ Product Features

- » PFA lining, mechanically attached to ductile iron casing
- » PFA impeller, separable from inner magnet, with readily replaceable impeller ring
- » Shaft support assembly, including integral front thrust ring, optimized to match the suction eye of the impeller for improved NPSHr; can be easily replaced if needed
- » Neodymium rare earth inner magnet encapsulated in CFR-ETFE, separable from impeller
- » Standard SSiC (sintered silicon carbide) front thrust ring
- » Full-diameter SSiC (sintered silicon carbide) shaft provides improved fracture toughness
- » Standard carbon graphite infused PTFE, product lubricated bearings and rear thrust bushing
- » CFR-ETFE rear containment inner shell supported by mechanically superior, GFR polyamide outer shell
- » Optional, proprietary SiC-Z material (non-coated, hybrid SiC with uniform consistency) bearings and wear rings available to provide improved endurance in compromised operating conditions

MAGNETEX MODEL	DIMENSIONS (ALL DIMENSIONS IN INCHES ± 0.12")							NOT FOR CONSTRUCTION		
	S	D	A	X	D	O	PUMP LBS ** w/o MOTOR	MOTOR FRAME	CP DIM RANGE	
MLZ A05-10	2.00	1.00	4.00	8.50	8.25	16.75	320	180TC TO 405TSC	26.0" - 47.5"	
MLZ A50-8	3.00	1.50	4.00	8.50	8.25	16.75	352			
MLZ A50-10	3.00	1.50	4.00	8.50	8.25	16.75	352			
MLZ A60-8	3.00	2.00	4.00	9.50	8.25	17.75	352			
MLZ A60-10	3.00	2.00	4.00	9.50	8.25	17.75	368			
MLZ A70-6	4.00	3.00	4.00	8.50	8.25	16.75	344			
MLZ A70-8	4.00	3.00	4.00	11.00	8.25	19.25	352			
MLZ A70-10	4.00	3.00	4.00	11.00	8.25	19.25	424			
MLZ A80-10	6.00	4.00	4.00	13.50	10.00	23.50	488			

* WEIGHTS ARE FOR REFERENCE ONLY AND VARY ACROSS EACH MODEL HP RANGE



Magnetex Pumps Inc.
www.magnetexpumps.com
Inquiries@magnetexpumps.com
 713.972.8666